



**Mechatronic department**

**file:  
SMART PU — Undercarriage Levelling  
machine management**

**DRAUJICS**



# SMART PU UL MACHINE MANAGEMENT



An Undercarriage Levelling dramatically reduces setup time of any machine with electrohydraulic jacks with Hydraulic leveling system can be applied to any machine with undercarriage, including but not limited to Tower Lights.

A machine consists of mechanic, hydraulic and electrical parts including:

- Frame
- Battery
- Lifting cylinder
- Valves
- AC or DC Hydraulic power pack
- One or more electronic controllers
- A communication system (radio, wired)
- HMI (such as operator panel)
- Sensors
- Cable Harness
- Wi-Fi

Using our patented SMART POWER UNIT technology Hydronit offers a “one-stop-shop” solution for Electric Undercarriage Levelling.


The Offer is including:

- SMART POWER UNIT
  - Hydraulic power pack
  - Embedded SIL 2 programmable PLC
  - Embedded Sensors (see data sheet)
  - WiFi – CAN – Ethernet
- A touchscreen display (optional) – Ethernet
- IDE (development and maintenance environment)



One SMART POWER UNIT is able to fully manage one lift from both hydraulic and electric points of view. It allows a consistent reduction of the TCO of the machine reducing assembly time since several sensors are embedded. It integrates a wide number of I/O which can direct-drive valves both on-off or proportional.

The Smart Power Unit is programmable by CoDeSys



# SMART PU UL MACHINE MANAGEMENT



Platform levelling for vehicles is normally developed on a principle of horizontal alignment:

An ideal self-levelling platform is able to compensate for inclination or irregularity of rough terrain and inclined slopes. It is also rigid after performing the levelling motion, so external forces can be applied without losing the horizontal orientation.

SPU (smart power unit) works with the master (inclinometer) and drives the 4 hydraulic cylinders.

Electronic on board manages the cycle (lifting and lowering of the cylinders) to reduce inclination and to reach the levelling of the platform through Directional valves.

A Smart Power Unit is equipped with all the hydraulic, electric and electronic features required to fully manage a complete complex machine (see full data sheet). The electronic and mechanic architecture is developed in order to meet SIL 2 (safety integrity level) as per EN61508 or PL C as per EN13849.

The smart Power Unit is ready to operate up to 48VDC, with the related cable harness downsizing ( and cost saving).

The smart power unit is programmable with



In an Undercarriage Levelling device, one SMART PU can manage the complete machine, with the following features:

- drive the complete hydraulics thanks to electric motor, pump and embedded valves. The hydraulic scheme corresponds with the strictly necessary circuit to lift and lower the vehicle and the vertical mast.
- The same electronic controller can manage proportional valves.
- Detects load, thanks to embedded pressure sensor.
- Detect actual temperature of the fluid (optional).
- Up to 12 embedded sensors/buttons for the machine operation, such as UP/DOWN and Emergency switches, end strokes proximity switches, machine ground pressure, battery status and so on.



The Embedded Electronic controller allows also the following features:


- preventive maintenance and data logging (for future rental options)
- connection with a smartphone (for example machine control through app)



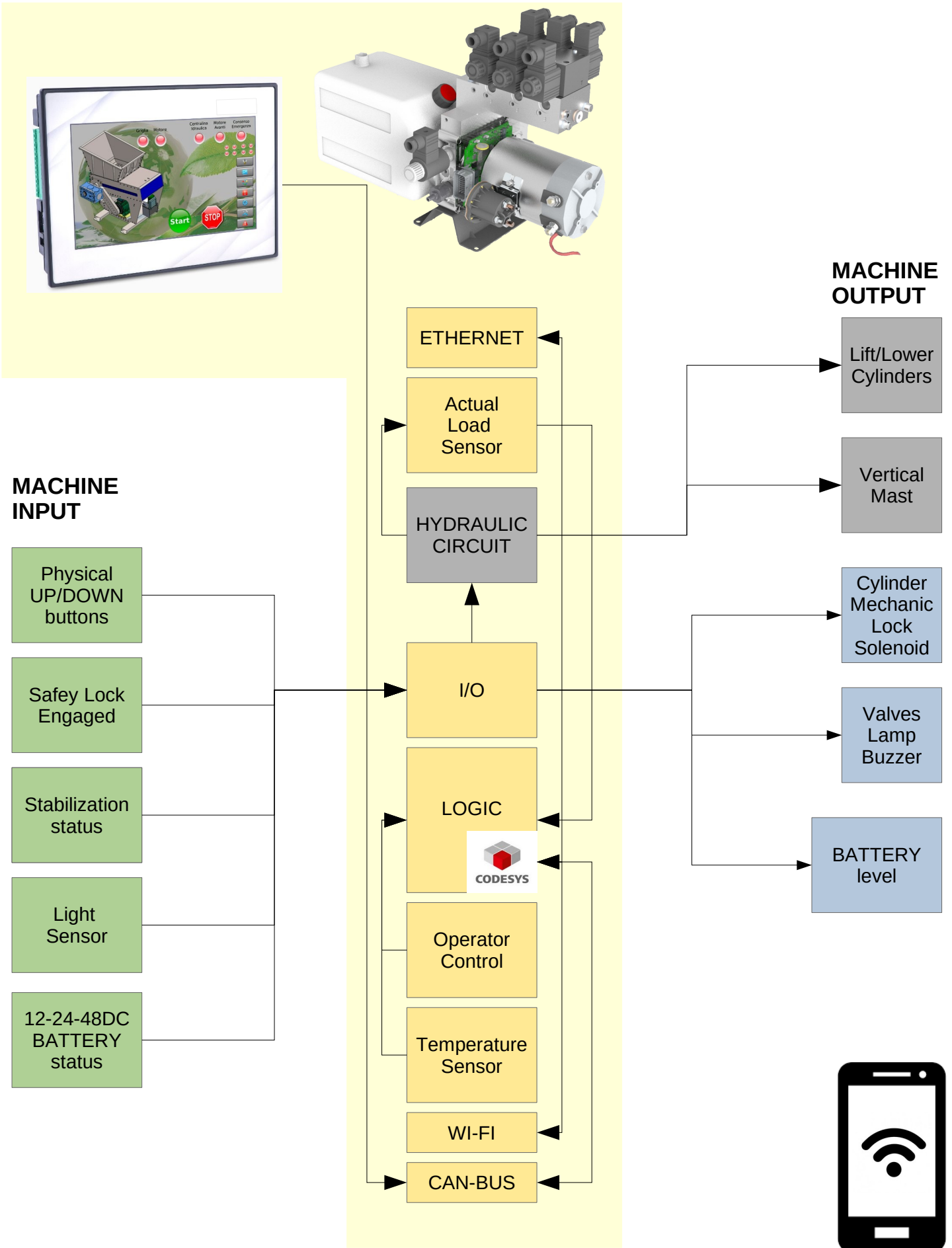
HMI (optional):

The Smart-Power-Unit range can be completed by a touchscreen display which is connected to the PLC through a CANOPEN network.

Our Touchscreens are programmable through a proprietary IDE based on QT which is open-source.



# SMART PU UL BLOCK DIAGRAM



SMART PU

**Hydronit**<sup>®</sup>

This is an extract of the full document.  
To get the full document, please contact our sales office:  
[sales@hydronit.com](mailto:sales@hydronit.com) (English, French, Spanish)  
[export@hydronit.com](mailto:export@hydronit.com) (English, Russian, Polish, German)  
[vendite@hydronit.com](mailto:vendite@hydronit.com) (Italian)

IMPORTANT NOTE. All information contained in this catalogue is subject to change without notice. Images are not to scale. Hydronit Srl does not make any representations or warranties (implied or otherwise) regarding the accuracy and completeness of this document and shall in no event be liable for any loss of profit or any commercial damage, including but not limited to special, incidental, consequential or other damage. The terms and conditions of sale, downloadable from [www.hydronit.com](http://www.hydronit.com), including limitations of our liability, are applied to all products and services sold.



Hydronit communicates with paper from certified sources

**Hydronit Srl**  
**via Pastrengo 62**  
**20814 Varedo (MB), Italy**

☎: +39 0362 1841 210

+39 0232 0625 145

📠: +39 0362 1841 214

@: [info@hydronit.com](mailto:info@hydronit.com)

[www.minipowerpacks.com](http://www.minipowerpacks.com)

[www.hydronit.com](http://www.hydronit.com)



© Hydronit Srl - All rights reserved  
Printed in Italy

MCH 2019-00/EN